

FLASH F10XX

10.1" LCD position indicators with audio



Applications

Car-OP position indicator
Hall position indicator



Display features

Up to 3 inches characters
Automatic centering
Up to 3 Digits
Viewing angle of 160 degrees
16 millions colors
1280 x 800 resolution
Portrait/Landscape



Audio features

3 watt amplifier
Voice annunciation
Arrival Gong
Fully configurable (WAV/MP3)
External speaker



917 Mgr Grandin, Suite 304B
Quebec City
Québec, Canada
G1V 3X8
1 418 476-4802
info@vidatech.ca

TO ORDER :

F10XX

Input
"2" : CanBus
"6" : CanBus + vPixel

Voice
"0": None
"1": Arrival gong
"2": Voice

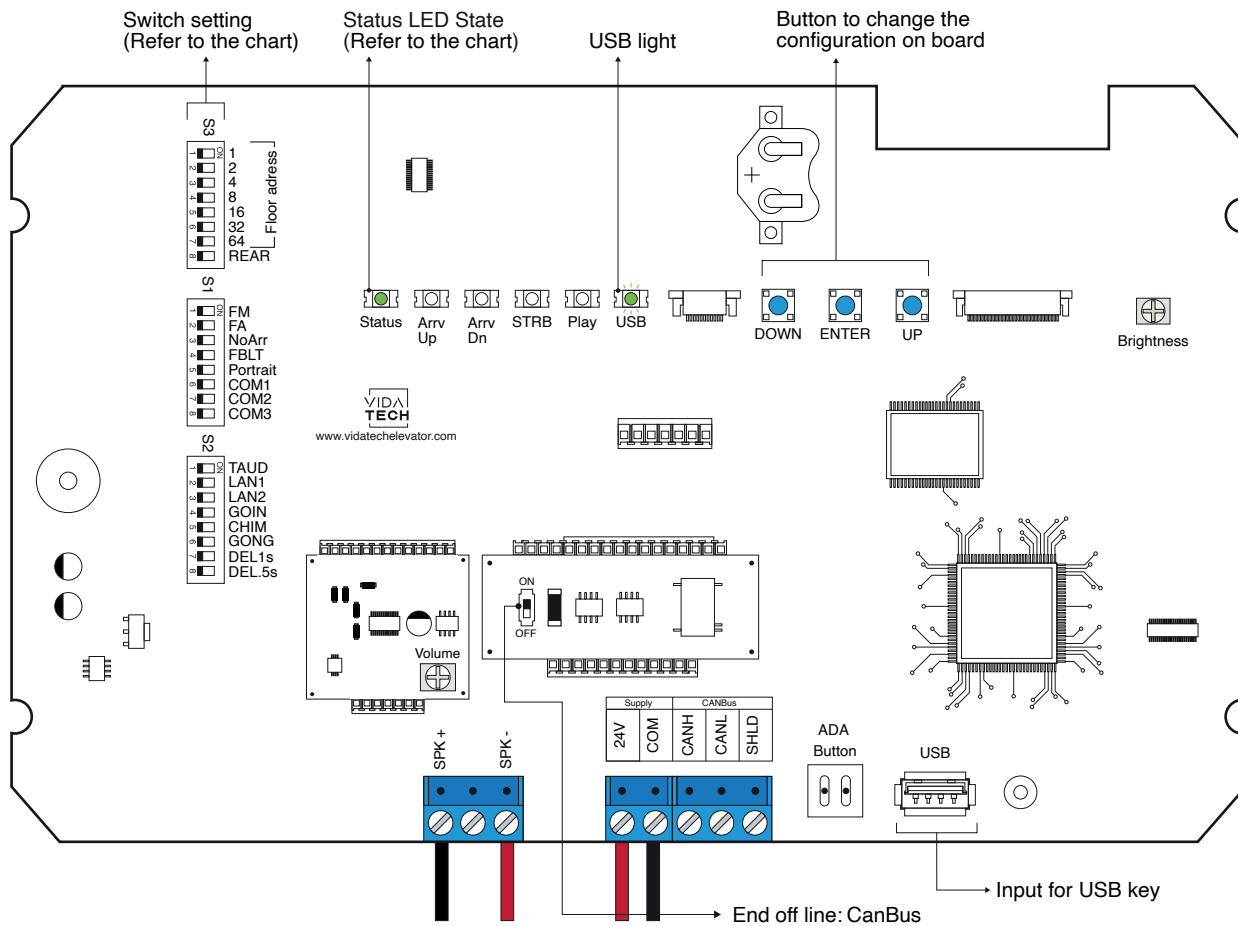
F102X – CANBus 10” LCD indicator

F1020
CANBus 10” LCD indicator

No voice

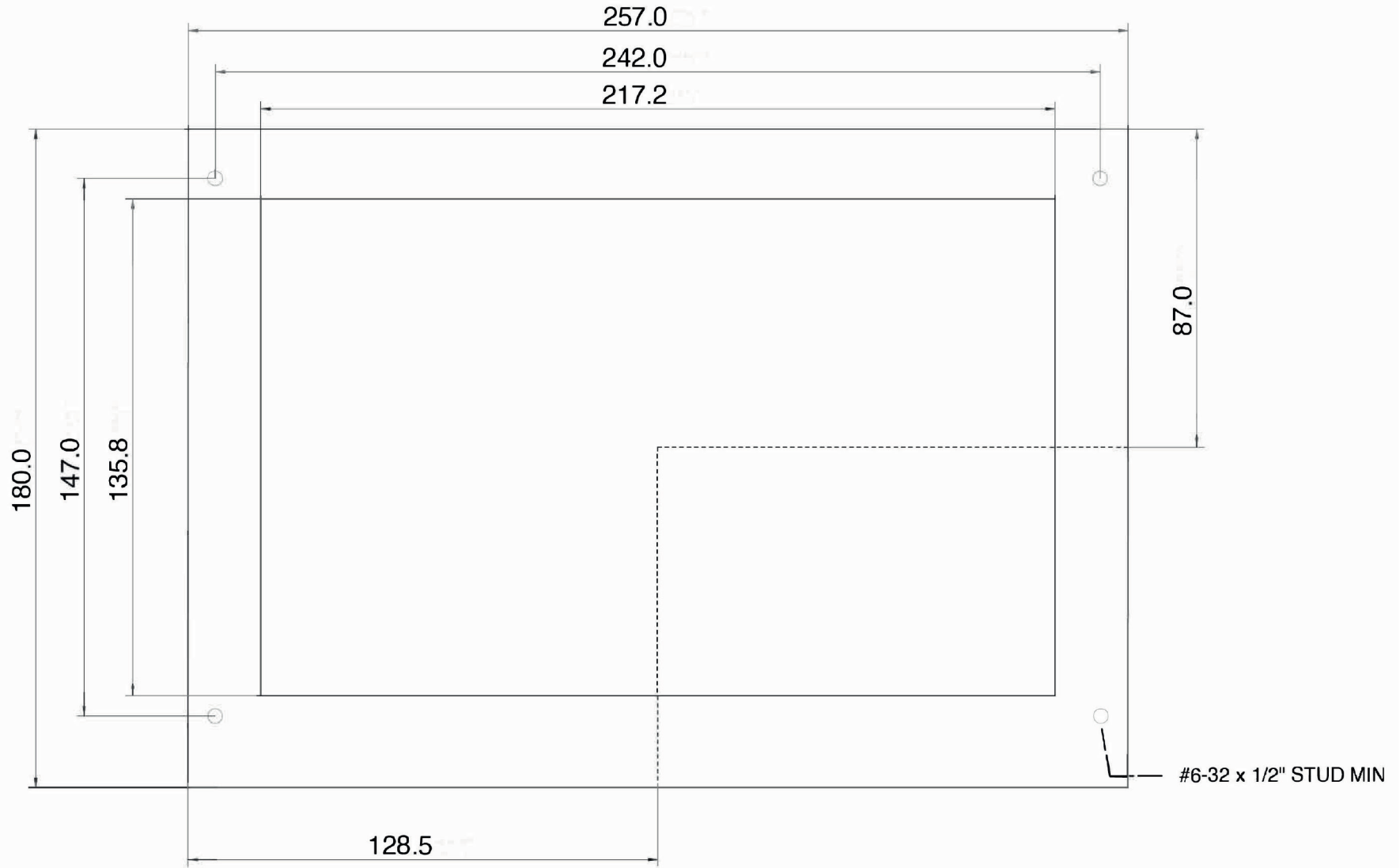
F1022
CANBus 10” LCD indicator
with voice

With voice



- Supply must be between 16VDC to 28VDC.
- Speaker must be 4Ω to 45Ω, 5Watts minimum.
- Up to 12 minutes 38 seconds of message time.
- Speaker wire length must be less than 500 feet to prevent noise.
- .via files are for audio configuration. Only one .via file must be present on the USB dongle.
- .via and visual files must be place on the root of a USB dongle, then connected to a powered voice until the USB light stops blinking.
- Must be installed in COP.
- Brightness of the LCD is controlled by “brightness” potentiometer.
- Volume of the voice annunciator is controlled by “volume” potentiometer.
- Press ENTER to go the main menu of the LCD, then navigate with UP/DOWN switches. Refer to F7022 operation manual on our website.
- Switch setting :

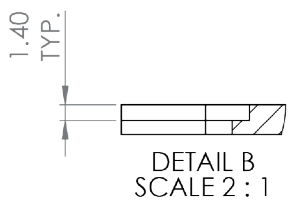
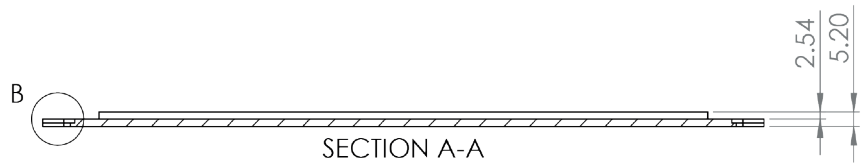
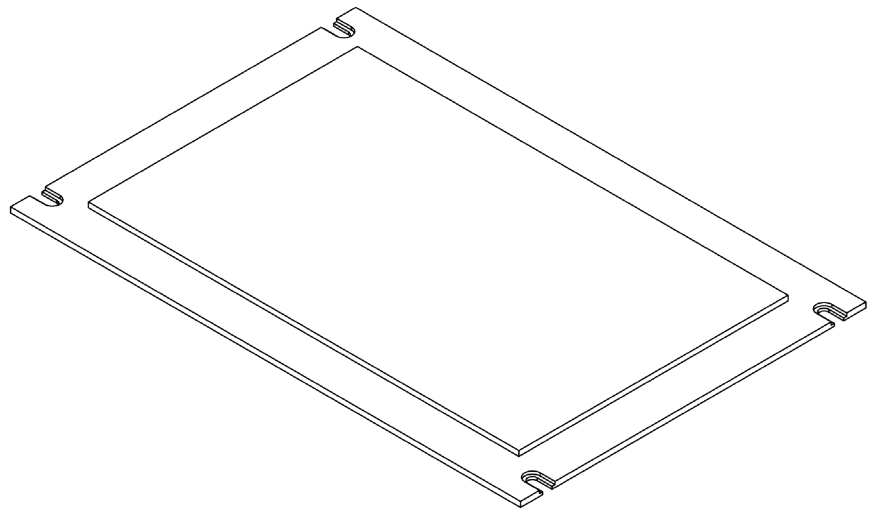
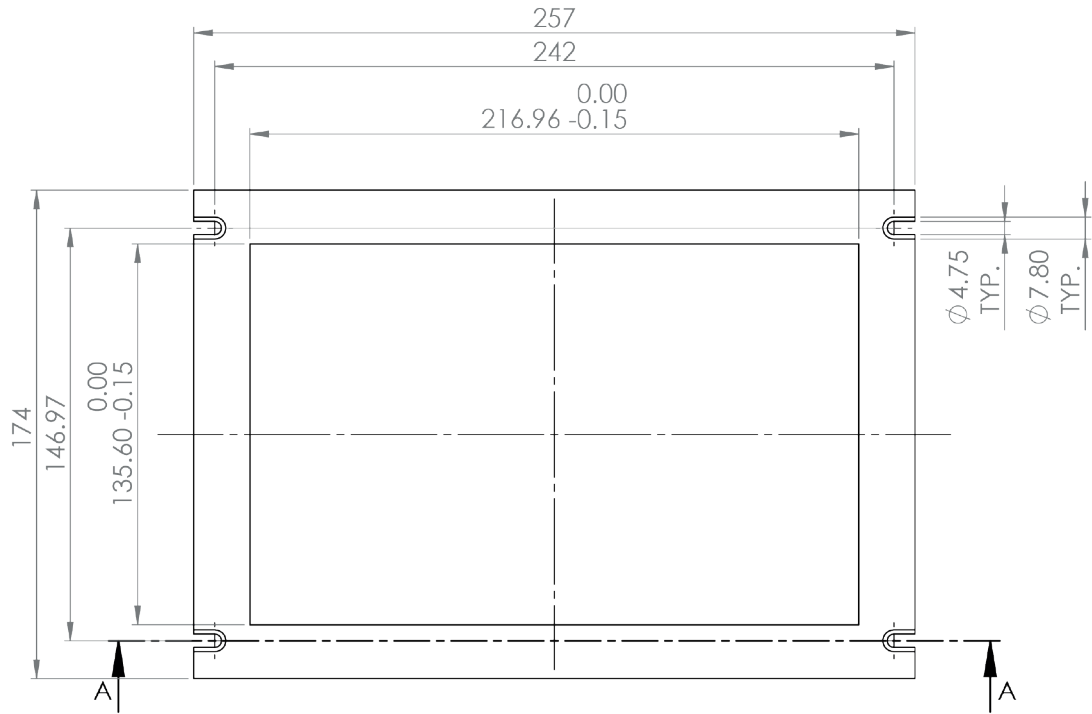
SW #	#	Text	Description																																				
S2	1	FM	ON -> Blank the display in fire mode																																				
	2	FA	ON -> Blank the display in fire alternate mode																																				
	3	NoArr	ON -> Blank the arrow																																				
	4	FBLT	ON -> 100% backlight intensity OFF -> 80% backlight intensity (Backlight life enhanced)																																				
	5	Portrait	ON -> Portrait mode (If existing within the config)																																				
	Communication		CAN Vidatech	CAN JRT	CAN GAL																																		
	6	COM1		•																																			
	7	COM2			•																																		
8	COM3																																						
S1	1	TAUD	ON -> Play all audio file saved in memory																																				
	2	GOING	ON -> Going Up/Dn active																																				
	3	CHIM	ON -> Passing Chime active																																				
	4	GONG	ON -> Cabin gong active																																				
	Language		French	English	1 - French 2 - English																																		
	5	LAN1		•	•																																		
	6	LAN2			•																																		
	7	DEL1	ON -> Add 1 second of silence after the strobe																																				
8	DEL5	ON -> Add 0.5 second of silence after the strobe																																					
S3	Adresse Floor		0	1	2	3	4	5	6	7	8	9	10	11	12	13	14	15	16	17	18	19	20	21	22	23	24	25	26	27	28	29	30	31	32				
	1	1		•		•		•		•		•		•		•		•		•		•		•		•		•		•		•		•		•		•	
	2	2			•			•		•		•		•		•		•		•		•		•		•		•		•		•		•		•		•	
	3	4				•		•		•		•		•		•		•		•		•		•		•		•		•		•		•		•		•	
	4	8							•		•		•		•		•		•		•		•		•		•		•		•		•		•		•		
	5	16																		•		•		•		•		•		•		•		•		•		•	
	6	32																																					•
	7	64																																					
8	REAR	ON -> Installed on the rear																																					



Board thickness: 25.4(including lens)



	Title: Face plate cutout detail Flash 10.0"		Unit: MM	
	Tolerance:	Material:	Finish:	
		Scale:	No. piece:	Date: 2021-10-01
	Angular:	Rev: 5	Name:	Page: 1/1



	Title: Lens for screen 10.0"		Unit: MM	
	Tolerance:	Material: Acrylic	Finish: Clear	
		Scale:	No. piece: A10000	Date: 2021-10-01
	Angular:	Rev: 5	Name:	Page: 1/1